

# Kaleidescape Co-Star for Crestron

## Overview

---

The Co-Star solution allows a Strato movie player to present a unified onscreen library that includes all of a Kaleidescape customer's movies – from DVD discs to downloaded 4K HDR movies – in one seamless interface. Co-Star allows the movies on both a Strato system and a Premiere system to be played from a single user interface.

With the Co-Star for Crestron feature, Strato players are paired with Kaleidescape M-Class players using Crestron DM-NVX encoder/decoder devices, which can switch between video sources and transport 2160p60 4:4:4 video over standard Gigabit Ethernet. NVX devices are controlled using a Crestron control processor, and the Kaleidescape module for these processors has been extended to allow Strato to direct the NVX devices to switch between players, enabling playback of movies from both systems.

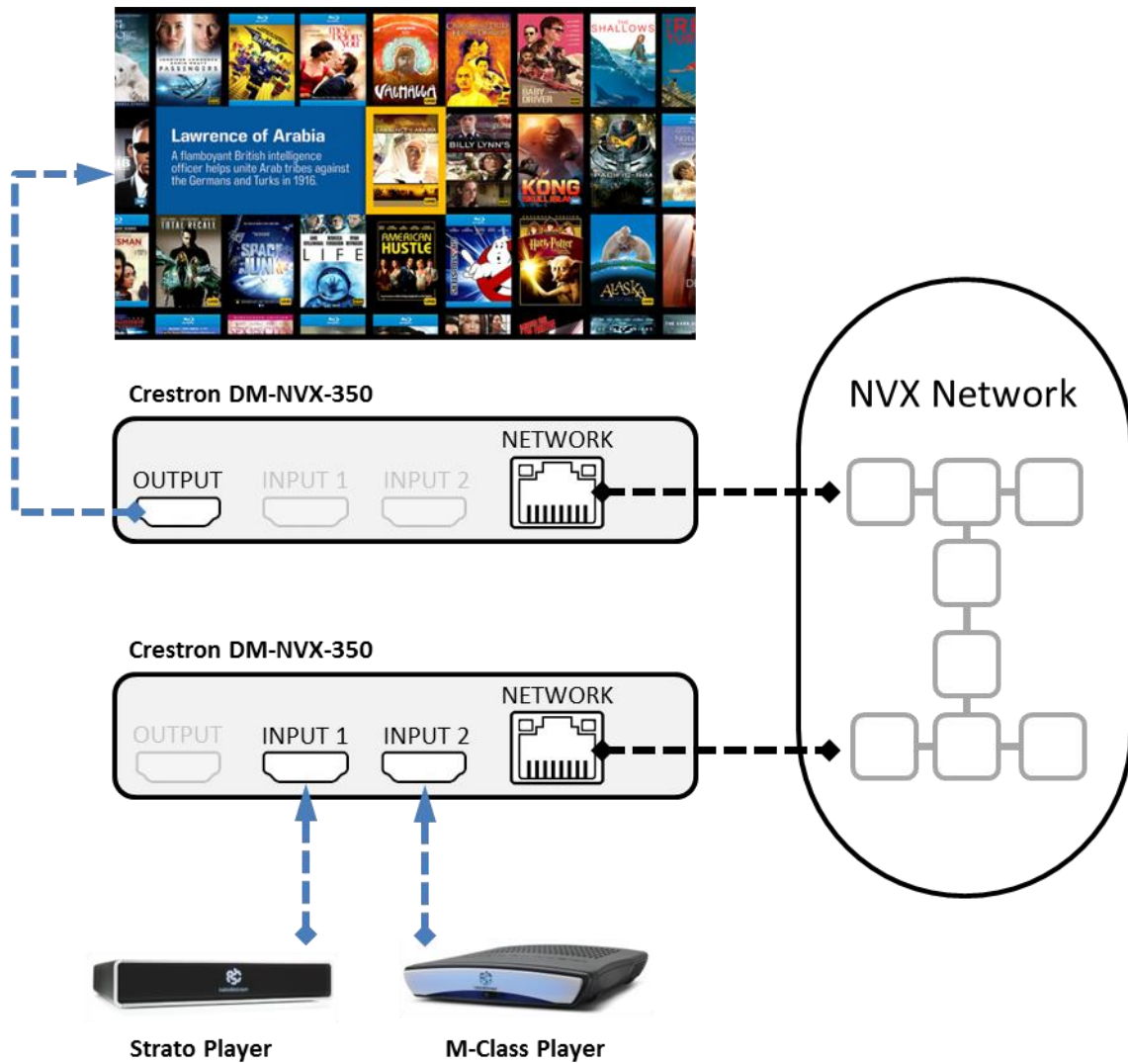
The Kaleidescape module for Crestron processors implements two signals, one which is high when Strato is active (Strato\_Active), and one which is high when the Premiere player is active (Premiere\_Active). With Co-Star, Strato presents the user interface and handles playback of all movies downloaded to the Strato system, including 4K content. When the customer plays a movie that is stored on the Premiere system, the module uses the Premiere signal to indicate that the control processor must switch to the paired M-Class player, and the module uses the Strato signal when the movie playback is stopped, to indicate that the processor must switch back to the Strato player. During playback on the Premiere player, Strato relays control commands to the paired player, so as far as the control system is concerned playback appears as if the movie were playing on the Strato.

The Kaleidescape Co-Star for Crestron feature supports three NVX network configurations:

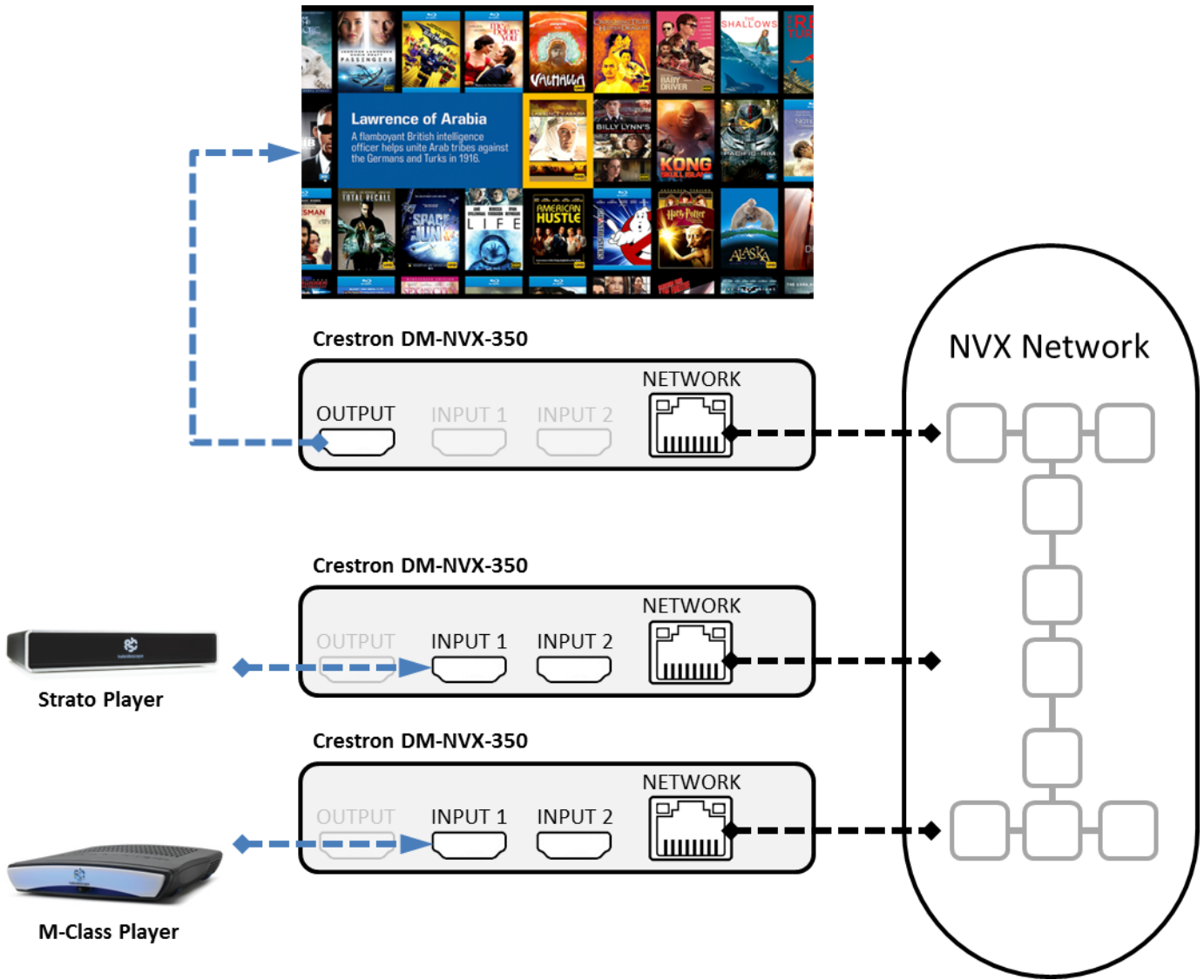
- Scenario 1: The Strato and M-Class players are connected to HDMI inputs 1 and 2 of the same NVX encoder.
- Scenario 2: The Strato and M-Class players are connected to HDMI inputs on different NVX encoders on the same NVX network.
- Scenario 3: The Strato is connected to an HDMI input on an NVX encoder, and the M-Class player is connected to an HDMI input on an NVX decoder.

The diagrams on the following pages describe each of these scenarios.

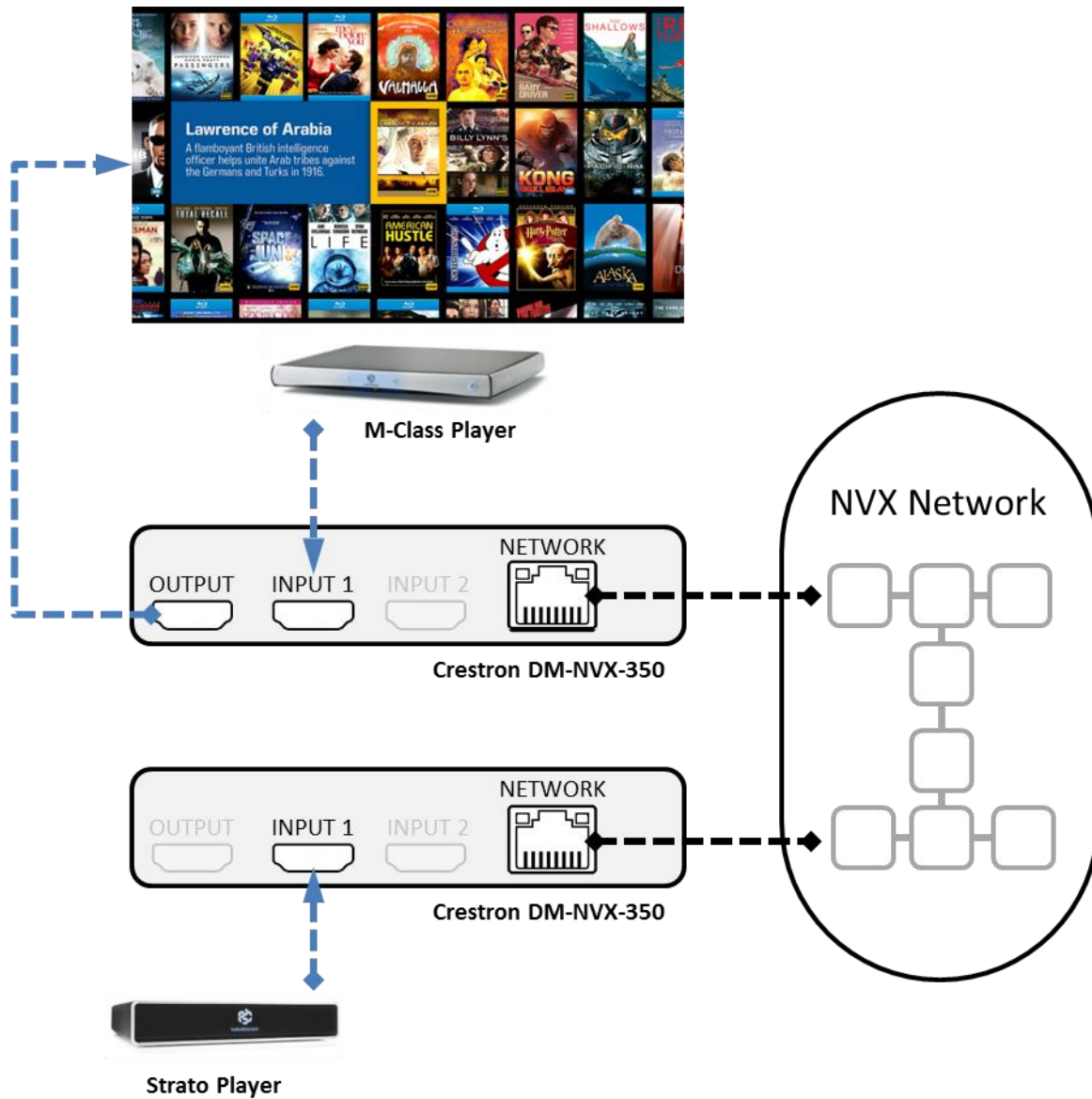
## Scenario 1: Strato and M-Class players on same NVX encoder



## Scenario 2: Strato and M-Class players on different NVX encoders



### Scenario 3: Strato player on NVX encoder and M-Class player on NVX decoder



kaleidescape

Copyright © 2018 Kaleidescape, Inc. Kaleidescape, the Kaleidescape logo, Strato, Premiere, and M-Class Players are trademarks or registered trademarks of Kaleidescape, Inc. in the United States and other jurisdictions. Other trademarks and trade names are owned by third parties and may be registered in some jurisdictions.  
July 21, 2018 – Revision 1.0

► **Kaleidescape, Inc.** 570 Maude Court, Sunnyvale, California 94085-4117 USA +1 650-625-6100 [kaleidescape.com](http://kaleidescape.com)